



METAAL TRANSPORT PIER 5 – TERMINAL LAY-OUT & ENTRANCE

Welcome!

Terminal Map and Entry Information:

This guide provides essential information about accessing the terminal and navigating within.

Visitor Registration:

All visitors must be registered via email at visitors@metaaltransport.nl or by using Ship-2-report.

Entry Routes:

There are two entry routes into the port area:

1. Day Route/Gate:

- Opening Hours: Monday to Friday, 7:30 - 15:45.
- Upon arrival/ departure, please report to the office.

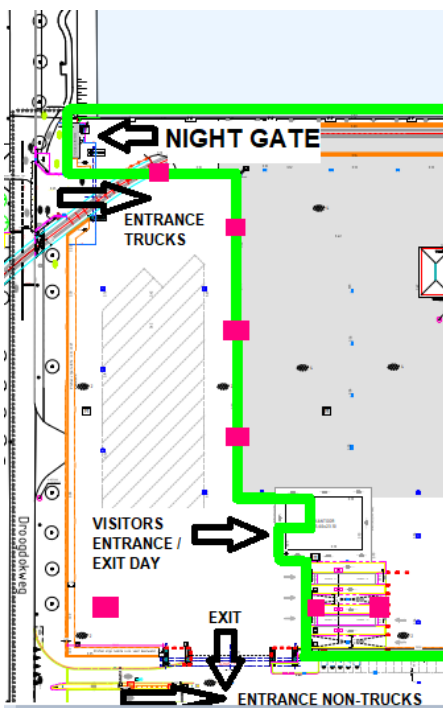
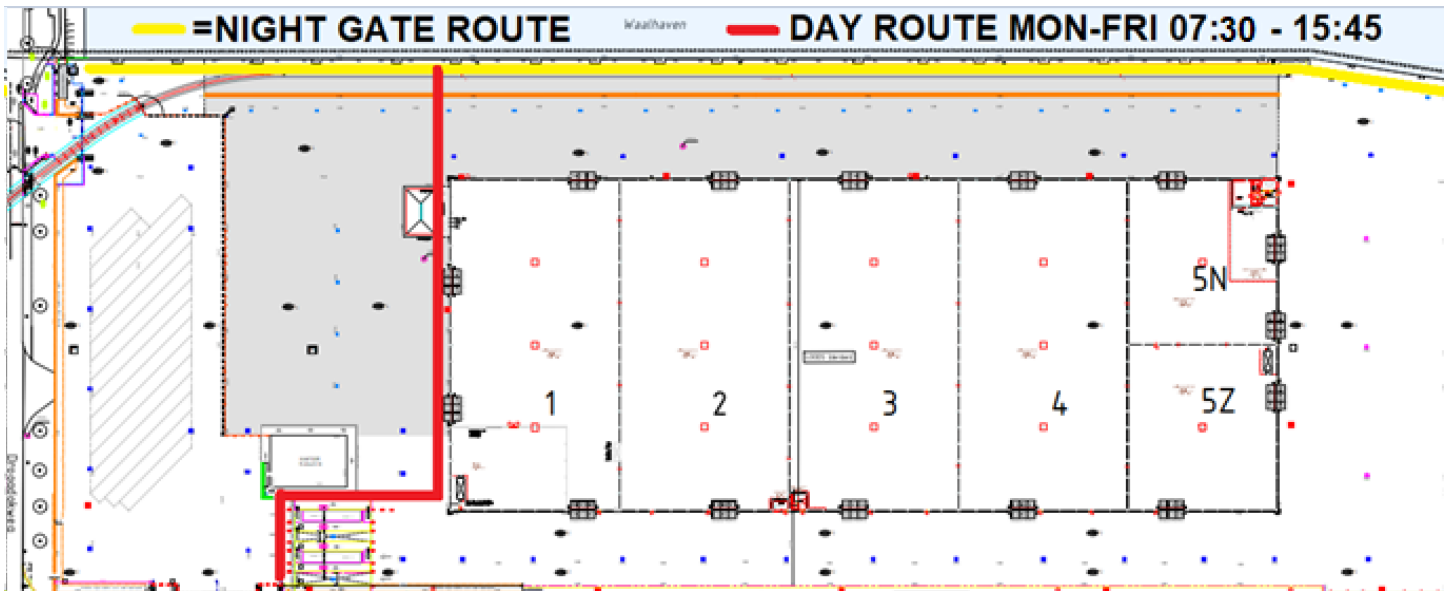
2. Night Route/Gate:

- Usage Hours: Saturdays, Sundays, holidays, and Monday to Friday, 7:29 - 15:46.
- Outside of opening hours, strictly follow the path of the "Night Route/Gate." Failure to comply will trigger alarms, and related costs (minimum EUR 110.-) will be passed on.

Important Disclaimers:

- Ensure all visitors are registered before arrival.
- Follow the designated routes according to the time of entry.
- Alarms will be activated if the night route is not adhered to outside of opening hours.
- Any associated costs due to non-compliance will be charged.

Thank you for your cooperation in maintaining the security and efficiency of our terminal operations.



Terminal Map and walking routes.



*Safety vests and shoes to be worn at all times.
Helmet within 25M of operating crane. Always
follow instructions from terminal crew.*



Terminal View from the sky including walking routes for day and night.



Night gate location from outside of the terminal.

→ Outside of working hours it is allowed to park vehicles in front of the main gate.


NIGHT GATE



Night Gate can be opened by ringing the Intercom at the door (highlighted in red).



Direction from Vessel to Night Gate

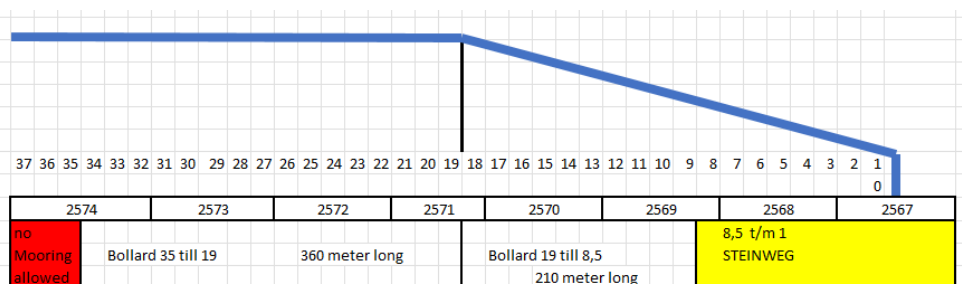


Walk Route from Night Gate to Vessel

MOORING INSTRUCTIONS:

Please note the following general instructions:

- Do not position your vessel on bollards 36 and 37. Line 36 is possible.
- Do not use Bollard 8 or lower (7 or 6 etc.), also not for the lines.



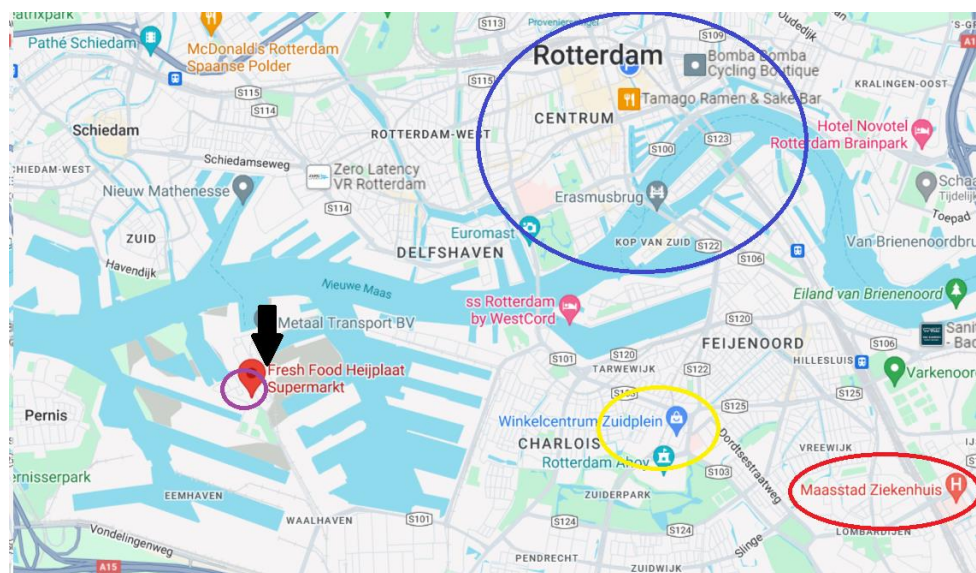
IN CASE OF EMERGENCY PLEASE CONTACT:

24/7 General Emergency Services: 112

24/7 Port Authority (Harbor Coordination Centre, Port of Rotterdam): +3110-2521000

Mon – Fri (08:30 - 17:30) Terminal Head Office: +31104913200

24/7 Terminal Security and Access (N-secure Observation Room): +3188 – 123 9170



Black = Terminal location, Pink = Supermarket, Yellow = Shopping Mall, Red = Hospital, Blue = City Centre